

ANNUAL SYLLABUS (2024-2025)

Subject :- English

Class:- L.K.G

MONTH	LESSON	SKILL	LEARNING OUTCOME	TEACHING METHODOLOGY	ACTIVITY	ASSESSMENT	TEACHING AID
April	<p>Pattern Tracing:- 1. Standing line () 2. Sleeping line (—) 3. Slanting line (/, \)</p> <p>Intro of letters:- (I,L,T), (H,E,F) with phonics Reading: Book Reading (I, L, T, H, E, F) with phonics Oral:- Recognition and sound of letters (I, L, T, H, E, F) Rhyme:- Teddy bear Myself Conversations:- 1. What is your name? Ans. My name is..... 2. How are you? Ans. I am fine. Thank you 3. What is your father's name? Ans. My father's name is 4. What is your mother's name? Ans. My mother's name is</p>	<p>1. Writing Skills 2. Vocabulary development (sleeping, standing, slanting) 3. Reading Skill 4. Recitation Skill 5. Listening Skill 6. Communication Skill</p>	<p>1. Enable them to use more skill 2. Eye -hand coordination 3.Enable them to read/ recognise. 4. Enable them to listen and understand. 5. Enhance speaking skills awareness about relations.</p>	<p>1. Demonstration 2. Play-way Method 3. Book Reading 4. Props, real objects 5. oral drill</p>	<p>1. Ice- Cream Sticks 2. Making strokes in the air</p>	<p>1. Based on Activity 2. Based on PPT 3. Oral</p>	<p>1. Black, Board 2. Ice- Cream Sticks 3. Audio visual 4. Narrating 5. Teacher pupil conversation</p>
May	<p>Introduction of Letters:- (X,V,W,Y,Z), (M,N), (A,K) with phonics Concept:- Circle the letter, Match with same letter. Reading:- Book Reading (X,V,W,Y,Z,M,N,A,K) & Recognition Oral:- Recognition and sound of letters (X,V,W,Y,Z,M,N,A,K) Rhymes:- jk/ t/ o;r{fbnk, eNyh Conversation:- Topic - My School 5. What is the name of your school? Ans. My school name is..... 6. In which class do you read? Ans. I read in LKG 7. Who is your Principal? Ans. Dr. Dhiraj Kumar Thapliyal 8. Who is your class incarge? Ans. Ms.....</p>	<p>1. Writing Skills 2. Recognition 3. Reading Skill 4. Speaking Skill 5. Recitation Skill 5. Listening Skill 6. Communication Skill</p>	<p>1. Develop awareness of letters 2. Recognition of Phonics 3. Recognition of letters 4. Enhance reading & Recognition 5. Enhance Vocabulary 6. Enhance speaking Skill & knowledge</p>	<p>1. Demonstration 2. Guided play way method 3. Communicative approach</p>	<p>1. Jump on letters</p>	<p>1. Worksheet based 2. PPT</p>	<p>1. Flash Cards 2. Black- Board 3. Audio-visual 4. Magic box</p>

<p>July</p>	<p>Pattern Tracing:- Left curve [C], Right Curve [] Introduction of letters:- [C,D,G], [P,R,B], [O,Q] with phonics Oral:- Recognition and sound of letters (C, D, G, P, R, B, O, Q) Reading:- Book Reading [C,D,G,P,R,B,O,Q] with phonics Concept:- Write first letter of the picture * Match with pictures Rhymes:- Chubby-cheeks, Cobbler-Cobbler Conversations:- Topic : Parts of body 9. What do you do with your eyes? / I see with my eyes 10. What do you do with your ears? I hear with my ear 11. What do you do with your nose? / I smell with my nose 12. What do you do with your mouth? I eat with my mouth.</p>	<p>1. Writing Skill 2. Motor skill 3. Recognition Skill 4. Reading Skill 4. Recitation 5. Listening & Skill 6. Communication Skill</p>	<p>1. Develop motor skill 2. Eye-hand coordination 3. Recognise of letters 4. Enhance vocabulary. 5. Enable to recognise and write alphabets.</p>	<p>1. Sand tracing 2. Tracing in the air 3. Oral drill 4. Book reading 5. Singing Rhyme with action 6. Structured Play method 7. Activity based</p>	<p>1. Sandtracing 2. Worksheet 3. Oral Drill 4. Learning body Part with fun learning</p>	<p>1. Based on PPT 2. Based on Quiz</p>	<p>1. Black, Board 2. Audio Visual 3. Audio visual 4. Flash cards 5. Tracing Method 6. Limitation based practice</p>
<p>Aug.</p>	<p>Introduction of Letters:- (J,S,U) with phonics Oral:- Recognition and sound of letters (J,S,U) Reading :- Book reading [J, S, U) Concept:- Dictation, Match with pictures (A-Z), Blanks (A- Z) recapitulation of (A-Z) * Write first letter of the pictures Rhymes:- Number Rhyme Conversation:- Topic - Colours 13. What is the colour of the crow?/Crow is black 14. What is the colour of the leaf?/Leaf is green. 15. What is the colour of an apple? /An apple is Red. 16. What is the colour of the sky? /The Sky is blue.</p>	<p>1. Writing Skills 2. Phonological Awareness 3. Reading & Listening 4. Recognition 5. Spelling</p>	<p>1. Enable to recognise & Write 2. Enable to learn Vocabulary 3. Enable to learn colour concept 4. Enable to Speak</p>	<p>1. Tracing 2. Oral drill 3. Repetition 4. Question Answer method</p>	<p>1. Shows tell activity 2. Based on concepts</p>	<p>1. Based on PPT</p>	<p>1. Black Board 2. Audio-visual Aid 3. Flash Cards</p>
<p>Sept.</p>	<p>S.E.A + Revision Written - Write Capital (A - Z) Blanks (A-Z) Match with pictures Write first letter of the picture Circle the letter Dictation Match with same letter Oral - Reading Book (A - L)</p>						

<p>Oct.</p>	<p>Introduction of Print letters:- [c,e,a], [g,q,d], [b,f,p] with phonics Picture book reading:- (A-Z) with phonic Concept:- Match capital with small print, circle the letter Rhymes:- s'sk, uzdk wkwk Conversaton:- Topic : Cleanliness 17. How should we keep ourself clean? * Brush your teeth twice a day. * Take bath daily * Comb hair neatly. * Cut and clean nails. * Wash our hands before and after eating. * Keep our books neat and clean.</p>	<p>1. Writing Skill 2. Reading Skill 3. Recognition Skill 4. Recitation & Skill 5. Listening Skill 6. Cleanliness</p>	<p>1. Develop Knowledge about phonics and alphabets 2. Develop Vocabulary 3. Enhance good habits</p>	<p>1. Guided & Play way Method 2. Activity Based learning method</p>	<p>1. Demonstration 2. Activity with harmonising of letters</p>	<p>1. On the basis of PPT 2. Rhymes 3. Conversation 4. Worksheet 5. Activity</p>	<p>1. Black-Board 2. Audio Visual 3. Flash cards 4. Wooden Pallets of Alphabets</p>
<p>Nov.</p>	<p>Introduction of Print Letters:- (v,w,x) (r,y,z), (m, n, o) with phonics Picture book reading:- (A-Z) with phonics Concept:- Write First Letter of the picture. Rhyme:- Baa Baa Black Sheep Conversation:- Topic - National Tokens/icons 18. Which is our national animal? / Tiger 19. Which is our national bird? / Peacock 20. Which is our national flowers? / Lotus 21. Which is our national game? / Hockey 22. Name king of fruits?/ Mango 23. Name king of vegetables? / Brinjal</p>	<p>1. Writing Skill 2. Reading Skill 3. Recognition 4. General Knowledge</p>	<p>1. Develop concep-tual & Knowledge 2. Achieve reading and writing fluency. 3. Develop know-ledge about General facts</p>	<p>1. Activity based learning</p>	<p>1. Demonstration 2. Sand Tracing</p>	<p>1. On basis of PPT 2. Activity 3. Conversation oral</p>	<p>1. Black Board 2. Audio-visual Aid 3. Flash Cards</p>
<p>Dec.</p>	<p>Introduction of Print letters: (t,l,h) (i,j,k) (s,u) with phonics concept:- a - z sequence, blanks (a-z), match capital with small, Match with pictures, write first letter and dictation. Oral:- Sight words a + t = at, i + t = it Rhyme: The Cat Conversation : Opposites 1. Big - Small 2. Laugh - cry 3. Short - tall 4. Young - old 5. More - less 6. In - Out 7. Near - far 8. Up - down 9. over - under 10. clean -dirty</p>	<p>1. Writing Skill 2. Recognition 3. Reading Skill 4. Recutation 5. Listening 6. Gross Motor skills</p>	<p>1. Develop knowledge and identification 2. Differentiate Uppercase and lower case 3. Strengthen reading fluency 4. Enable to learn opposites, vocabul-ary, and differen-tiation</p>	<p>1. Free play method 2. Demonstration 3. Guided play method</p>	<p>1. Activity based on opposites</p>	<p>1. Based on PPT</p>	<p>1. Real objects 2. Flash cards 3. Black Board</p>










<p>Jan.</p>	<p>Write a-z, and Revision of all concepts of terms - II Oral - Book Reading (A-Z) Sight words:- 3 letter words using vowels a & i eg:- Hat, Kit Rhyme:- Sounds of Animals Conversation:- 23. Topic : General Quiz 24. Which animal jumps from tree to tree? Monkey 25. What is baby cat called? Kitten 26. Which flower always faces the sun? Sunflower 27. What do clouds bring? Rain</p>	<ol style="list-style-type: none"> 1. Reading 2. Writing 3. Listening 4. Recitation 5. Speaking 	<ol style="list-style-type: none"> 1. Enhance learning by reading & writing 2. Enable to Learn animal Sounds & name 	<ol style="list-style-type: none"> 1. Guided & Play way Method 2. Visualization 	<ol style="list-style-type: none"> 1. Vowel cup game method 	<ol style="list-style-type: none"> 1. Based on PPT 2. Based on Worksheet 	<ol style="list-style-type: none"> 1. CUP + Vowel 2. Real objects 3. Audio visual
<p>Feb.</p>	<p>Exam and SA - II Revision Written:- Write Small (a - z), Blanks a- z Match with picture Write first letter of the picture Blanks (a-z) Match capital with small letters Circle the letter Dictation Oral Book Reading (A - Z) Reading 3 letter words, using vowel (a and i)</p>	<ol style="list-style-type: none"> 1. Writing Skill 2. Reading Skill 3. Recognition 4. General Knowledge 	<ol style="list-style-type: none"> 1. Develop conceptual & Knowledge 2. Achieve reading and writing fluency. 3. Develop knowledge about General facts 	<ol style="list-style-type: none"> 1. Activity based learning 	<ol style="list-style-type: none"> 1. Demonstration 2. Sand Tracing 	<ol style="list-style-type: none"> 1. On basis of PPT 2. Activity 3. Conversation oral 	<ol style="list-style-type: none"> 1. Black Board 2. Audio-visual Aid 3. Flash Cards



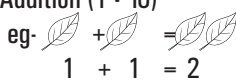

ANNUAL SYLLABUS (2024-25)

Subject : Maths

Class - L.K.G

Month	Maths Lesson	Skill	Learning Outcome	Teaching Methodology	Activity	Assessment	Teaching Aid
April	<u>Pre- number Concepts</u> * Big and small * Colour - Red * Shape - Circle * Numbers -Writing 1, 7, 4 * Position - Inside and outside * Oral drill - 0 to 5	1. Analytical Skill 2. Writing Skill 3. Numeric Skill 4. Colour recognition 5. Speaking Skill	1. Develop Analytical skill 2. Develop early Numeracy Skill 4. Numeric Skills	1. Gamification 2. Visulization 3. Demonstration 4. Tracing Method 5. Integrated with Pattern tracing	1. Scribbling with colours	1. Distinguish between big/small (with real objects) 2. PPT 3. Worksheet	1. Black Board 2. Flash Card 3. Real objects
May	<u>Pre- number Concepts</u> * Tall and Short * Colour - Blue and yellow * Shape - Square and triangle * Numbers -Writing 0, 10, 9 * Oral drill - 0 to 5 * Position - Near and Far	1. Numeric Skill 2. Writing Skill 3. Oral recognition 4. Speaking Skill 5. Shape recognition	1. Develop Numeracy skill 2. Develop concept Vocabulary 4. Develop colour recognition	1. Playway method 2. Gamification 3. Demonstration	1. Jumping on numbers 2. Sorting of Shapes colour	1. Sorting of Shape and colour 2. Magic box 3. PPT	1. Black board 2. Flash Card 3. Real objects
July	<u>Pre- number Concepts</u> * Long and short * Colour - Geen and Orange * Shape - rectangle * Numbers -Writing 2, 3, 5 * Concept - What comes after? (0 to 5) * Count and write : (0 to 5)	1. Recognition Skill 2. Numeracy Skill 3. Writing Skill	1. Enhance Concept differentiation + early numeracy	1. Gamification 2. Visualisation 3. Tracing Method	1. My Number Hunt	1. On the basis of activity 2. PPT	1. Number chart + Different Shapes With different colour

Aug.	Pre- number Concepts 1. Thick and thin 2. Colour - Purple 3. Position - Recap of previous terms (Inside/outside) (near/far) (Above/below) 4. Shape - Oval 5. Numbers -Writing 6, 8 6. Count and Match 7. Oral drill - (0 - 10)	1. Recognition Skill 2. Numeracy Skill 3. Writing Skill	1. Develop Conceptual skill 2. Differentiate colours & Shapes 3. Enhance counting & recognition	1. Guided play way method 2. Visualisation 3. Jump on numbers 4. Tracing method	1. Sorting the real objects	1. Worksheet 2. Oral drill 3. Activity based 4. PPT	1. Charts 2. Real objects 3. Black Board 4. Audio Visual
Sept.	Exam + Revision SAI SA - I Syllabus: Pre number concepts 1. Big/small 2. Long/Short 3. Thick/thin 4. Colours and Shapes Concepts - What comes after? (0 to 5) - Count and Write ? (0 to 5) - Count and match (1 to 5) - Blanks (1-10) - Write (1-10) - Match with same digits - Circle the odd one out.						
Oct	1. Number Revision - (1-10), Dictation 2. Writing numbers - (11-20); Missing number (1- 10) 3. Forward counting (1- 10); Backward counting (10 - 1) 4. Count forward and fill the missing numbers. eg.     Count backward and fill the missing number eg.      Pattern with shapes * Same and different - odd and out Classify and sort - Sort by shapes What come after (1-20)	1. Recognition Skill 2. Numeracy Skill 3. Writing Skill 4. Cognitive Skill	1. To enhance Cognitive skill 2. To develop understanding of order of numbers (1-10) 3. To enable them to sort on the basis of colour and shape 4. Enable them to learn backward & forward counting	1. Demonstration 2. Guided playway method 3. Worksheet concept based.	1. Caterpillar activity	1. Activity based 2. Worksheet based 3. Oral drilling 11-20 4. PPT	1. Black Board 2. Real objects for sorting 3. Visual aids

Nov	<p>Number writing - (21-30), missing numbers (11-20) After and before : </p> <p>Pattern with colours eg:  Red Green Red ___ ? * Classify and sort. * Sort by colours</p>	<p>1. Recognition Skill 2. Cognitive Skill</p>	<p>1. able to learn sequence 2. Develop pattern knowledge 4. To comprehend even and odd</p>	<p>1. Free play method</p>	<p>1. Worksheet</p>	<p>1. Magic Box 2. Worksheet 3. Activites 4. Colours recognition 5. PPT</p>	<p>1. Audio Visual 2. Black board 3. Magic box</p>
Dec	<p>Number writing - (31-40), Count and write- (1 -20) Count and match- (1-20)</p> <p>Addition (1 - 10) eg-  1 + 1 = 2</p>	<p>1. Writing Skill 2. Cognitive Skill 3. Counting & recognition</p>	<p>1. Enhance sequence learning 2. Enable counting & Recognition 3. Enable to count and match 4. Learn adding the numbers</p>	<p>1. Tracing method 2. Worksheet 3. Adding real objects</p>	<p>1. Addition fun Activity</p>	<p>1. Worksheet 2. Addition Activity 3. PPT</p>	
Jan	<p>Number - 41 - 50 Recapitulation of 1 - 50 Pre concept : More and Less Tick the more  Oral drill - (1- 50)</p>	<p>1. Writing Skill 2. Cognitive Skill 3. Counting & recognition</p>	<p>1. Enable to learn Sequence 2. Concept recognition 3. Vocabulary (more, Less)</p>	<p>1. Tracing method 2. Activity based 3. Oral drill</p>	<p>1. More & Less</p>	<p>1. PPT 2. Worksheet 3. Concept Activity</p>	<p>1. Black Board 2. Audio Visual 3. Real objects</p>
Feb	<p>Exam + Revision SA - II Write 1 - 50 - Count and Write (1 - 20) - Circle the digit. - Count and match (1 - 10) - What comes after? (1-20) - Simple addition with pictures (1 -10) - Blanks (1-50) - Dictation - Odd one out Oral - Recognition (1-50) & Oral drill - Pattern with colours/ shapes</p>						

ANNUAL SYLLABUS (2024-25)

Subject : General Awareness

Class - L.K.G

Month	General Awareness Lesson	Skill	Learning Outcome	Teaching Methodology	Activity	Assessment	Teaching Aid
April	<p>Colours: Red, yellow, blue, green, black, White, brown, pink, purple, orange Fruits: Page no. 16-17 (Book Picture Dictionary) Quiz Time: 1. What is the colour of Strawberry? /Red 2. What is the colour of Mango? / Yellow 3. What is the colour of Orange?/ Orange 4. What is the colour of your hair?/ Black 5. What is the colour of leaf?/Green</p>	1. Recognition Skill 2. Communication Skill 3. Reading Skill 4. Analytical Skill 5. Cognitive Skill	1. Enable to recognise and differentiate Various Colours and fruits	Activity Based Method	1. Demonstration and Notify Activity	1. Base on Activity	1. Books 2. Audio Visual 3. Real objects
May	<p>Body Parts:- (Book - Picture Dictionary) Eyes, Nose, Ears, legs, head, lips, hands, etc. My family :- Page 3 * Wild animals - Pg. 29. Quiz Time 6. Name the five body parts? 7. Which animal has the long neck? Giraffe 8. Which animal lives in cave? Lion 9. What do you do with your eyes? I see with my eyes. 10. What do you do with your nose? I smell with my nose.</p>	1. Recognition Skill 2. Speaking Skill 3. Reading Skill 4. Cognitive Skill	1. Enhance Vocabulary 2. Enable to know body parts 3. Enable to know relations 4. To Know about wild animals	1. Demonstration Method	1. Wooden Pallet	1. On the basis of Quiz	1. A - V aids 2. Book 3. Wooden pallet
July	<p>Book Picture Dictionary Action Words: Pg - 10-11, Classroom Articles - Pg - 8-9, Birds - Pg - 30 QUIZ TIME 11. Where does bird live? Birds live in the nest. 12. What is the colour of crow? Crow is black. 13. Which bird dances in rain? Peacock 14. What is shape of blackboard? Rectangle 15. What do we use for writing? Pencil</p>	1. Communication Skill 2. Reading Skill 3. Recognition 4. Speaking Skill	1. Enhance to do actions 2. Enhance word Power 3. To learn about bird, action, and Stationery	1. Playway Method	1. Classroom based Activity	1. Oral 2. Group discussion	1. A.V aids 2. Book

Aug	Book: Picture Dictionary Topic: My Home Pg - 4 to 7, Pet animals Page - 28 Quiz Time: 16. Which animal carries load? - Donkey 17. Where does a rabbit live? burrow 18. Which animal gives us wool? - Sheep 19. Which animal guards our house? - Dog 20. Which animal gives us milk? Cow	1. Communic- action Skill 2. Reading Skill 3. Recognition 4. Speaking 5. Cognitive Skill	1. Develop vocabulary 2. Enable to know about Pet animals, and things around us.	1. Discussion Method 2. Show and tell	1. Animal & their habitat worksheet	1. Base on Worksheet	1. Wooden Pallet 2. Book 3. A.V aids 4. Possible live example
Sept. Exam SA-I	Topic - Colours, Fruits, My Family, My body, Wild animals, Action Words, Classroom articles, Birds My Home, Pet Animals						
Oct	Book Picture Dictionary Topic- Vegetables: Pg - 18-19, Insect & Reptiles Pg - 31 Food & drinks - Pg - 22 QUIZ TIME 21. Name the king of the vegetables? Brinjal 22. Name any red vegetable? Carrot 23. Name any two junk foods? Burger, Pizza 24. Which insect causes malaria? mosquito 25. Which reptile makes a hissing sound ? Snake	1. Reading Skill 2. Recognition Skill 3. Social Skill	1. Enable to learn vocabulary 2. Learn names of vegetables, insect & Reptiles, and food & drinks 3. Learn General facts about topics	1. Structured Method	1. Table manner Activity	1. Oral Based	1. Book 2. A.V aids 3. Wooden Pallet 4. Charts 5. real vegetables

Nov	Book: Picture Dictionary Topic: Dry Fruit- Pg - 20 to 21, Our Helpers Page - 23 Quiz Time: 26. Who teaches us in school? / Teachers 27. Name any two dry fruits? Almonds, cashews 28. Who fights for our country? Soldiers 29. Who catches the thief? Police 30. Who treats the sick? Doctor	1. Social Skills 2. Communication Skill 3. Recognition 4. Reading Skill 5. Competition Skill	1. Learn vocabulary 2. To Learn the professions and professional 3. To know about dry fruits	1. Free play Method	1. All around the world (Our Helpers)	1. Oral	1. A.V aids 2. Book 3. Real objects based
Dec	Book - Picture Dictionary Topic - Means of transport (14,15) Flowers Pg - 26, 27 QUIZ TIME:- 31. Which flower always faces the sun? Sun flower 32. Which is our national flower? Lotus 33. How do you come to school? By bus 34. Name any two land transport? 35. Name any two air transports?	1. Communication Skill 2. Social Skill 3. Recognition 4. Recognition 5. Cognitive Skill 6. General Knowledge	1. Learn vocabulary 2. Learn about flower and means of transport	1. Experiential Learning	1. Visit to School Nursery	1. Group Discussion	1. AV aids 2. Real flowers 3. Books
Jan	Book Picture Dictionary Topic- Game - Pg - 12-13, Water animals Pg - 32 QUIZ TIME 36. Which water animals has eight legs? Octopus 37. Which game we play with bat & ball? Cricket 38. Which is our national game? Hockey 39. Name any two indoor game? Ludo, chess 40. Which is the largest water animals - Whale	1. Reading Skill 2. Speaking Skill 3. Cognitive Skill 4. Recognition	1. Enable Word Power 2. To know about Indoor and outdoor games 3. To know about water animals 4. General facts	1. Playway Method	1. Worksheet (Indoor and outdoor games)	1. Quiz and Worksheet	1. A.V aids 2. Book
Feb	Revision + Exam-SA-II Topic: Vegetables, foods and drinks, insect & Reptiles Dry fruits, our helpers, means of transports, flowers, games, water animals.						

ANNUAL SYLLABUS (2024-2025)

Subject :- Physical Education

Class:- L.K.G

MONTH	LESSON	SKILL	LEARNING OUTCOME	TEACHING METHODOLOGY	ACTIVITY	ASSESSMENT	TEACHING AID
April	1. Warm up exercise 2. Yoga steps 3. Dance on Given Beat 4. Fun Activity (Picked up the Ball and put in Basket) 5. Free Play	Development Gross motor skills	Students will be able to follow the Steps	Play way method 1. Guided Play		Activity Based	Colourful Balls
May	1. Warm up exercise 2. Yoga steps 3. Dance on Given Beat 4. Fun Activity (Jump on shapes with Hula Hoops) 5. Free Play	Development of decision Making skills	Students will be able to recognize shapes	Play way method 1. Guided Play		Activity Based	Flash Cards
July	1. Warm up exercise 2. Action sentences (Make a circle, Make a Train) (Fun Activity) 3. Throwing of catching the Ball 4. Yoga steps 5. Free Play	Development of motor skills	Students will be able to understand directions	* Fun Learning Method * Constructed Play		Activity Based	Colourful Balls
Aug	1. PT Exercise (1-5) 2. Yoga Steps 3. Fun Activity (Learning about directions)	Development of decision Making skills	Students will be able to understand directions	Fun Learning Method Free play		Activity Based	Flash Cards
Sept.	Exam						

SA - I

Oct	1. PT Exercise (1-5) 2. Yoga steps 3. Dance on Given Beat 4. Fun Activity (In, out) 5. Hop Race 6. Free play	Development of physical Health	The Students will be able to understand the concept of on/ under	Play way method Guided Play		Activity Based	Real Objects
Nov	1. PT Exercise (1-5) 2. Yoga steps 3. Dance on Given Beat 4. Frog Race 5. Fun Activity (on, under) 6. Free play	Development of physical Health	Students will be able to understand the concept of on/ under	Fun Learning Method Guided play		Activity Based	Real Objects
Dec	1. Yoga Steps 2. PT exercise (1-5) 3. Dace on given Beat 4. Zig-Zag Race 5. Fun Activity 6. Free play (Balancing Activity)	Development of concentration	Students will be able to Balance the object	Playway Method Constructed play		Activity Based	Any Object for Balancing
Jan	1. Yoga Steps 2. PT Exercise (1-5) 3. Dance on Given Beat 4. Flat Race 5. Fun Activity 6. Free play (Pick the shape challenge)	Development decision Making skills	Students will be able to take correct decision	Joyful Learning Method Free play		Activity Based	Colour ful Balls
Feb	1. Fun Activity 2. Free Play	Development of skill of cooperation	Students will be able to play in Team	Joyful Learning Guided Play		Activity Based	In Ground
SA - 2							

PLANNING PERFORMA (2024-2025)

Subject:- Activity

Class:- L.K.G

MONTH	LESSON	SKILL	LEARNING OUTCOME	TEACHING METHODOLOGY	ACTIVITY	ASSESSMENT	TEACHING AID
April	Activities Related to 1. Fruits 2. Inside/Outside 3. Big/Small	1. Motor Skills 2. Numeracy Skills	1. Enable them to understand Pre Number concepts	Guided Play Joyful Learning		Activity Based Assessment	Activity Material Flash Cards
May	Activities Related to 1. Body Parts 2. Near and far 3. Tall /Short	1. Fine Motor Skills 2. Numeracy Skills	Cognitive Development Positive Learning Habit	Fun Learning Visualization		Activity Based Assessment	Activity Material Flash Cards
July	Activities related to 1. Birds 2. Action Words 3. Fun with Numbers 4. Above/ Below	Motor Skills Cognitive Skill	Eye Hand Coordination Physical Development	Guided Play Free Play		Activity Based Assessment	Activity Material Flash Cards
Aug	Activities related to 1. Pet Animals 3. Fun with Alphabets 4. Thick/Thin 5. Tie up the shoe Laces	Self grooming skill Litrary skill	Recognise alphabets Self grooming	Constructed play Free Play Fun Learning		Activity Based Assessment	Activity Material Flash Cards
Sept.	Revision						

UT - I

SA - I

Assessment on the Basis of Activities

PLANNING PERFORMA (2024-2025)

Subject:- Activity

Class:- L.K.G

MONTH	LESSON	SKILL	LEARNING OUTCOME	TEACHING METHODOLOGY	ACTIVITY	ASSESSMENT	TEACHING AID
Oct	Activities Related to 1. Vegetables 2. Shapes 3. In/On	1. Motor Skills 2. Positive Learning Skills	1. Recognise Shapes Able to Understand Concept	Guided Play Fun Learning	-	Activity Based Assessment	Activity Material Flash Cards
Nov	Activities Related to 1. Colours 2. Heavy/Light 3. Flowers	1. Fine Motor Skills 2. cognitive Skills	Recognise Colours Identify Heavy/Light objects	Guided Play Free Learning	-	Activity Based Assessment	Activity Material Flash Cards
Dec	Activities related to 1. Means of Transport 2. Addition with objects 3. Wild Animals	Cognitive Skill Fine Motor Skills	Recognise Wild animals/ able to addition	Constructed Play Joyful Learning	-	Activity Based Assessment	Activity Material Flash Cards objects
Jan	Activities related to 1. Water Animals 3. Birds 4. More/Less	Cognitive Skill Motor Skills	Able to understand Concept of More/Less	Guided Play Play way Method	-	Activity Based Assessment	Activity Material Flash Cards
Feb	Revision						

UT - I

SA - I

Assessment on the Basis of Activities

PLANNING PERFORMA (2024-2025)

Subject:- Divinity

Class:- L.K.G

April	ਮੂਲ -ਮੰਤਰ - ਪਾਠ	Oct	ਪੰਜ ਗੁਰੂ ਸਾਹਿਬਾਨਾਂ ਦੇ ਨਾਮ 1. ਸ਼੍ਰੀ ਗੁਰੂ ਨਾਨਕ ਦੇਵ ਜੀ 2. ਸ਼੍ਰੀ ਗੁਰੂ ਅੰਗਦ ਦੇਵ ਜੀ 3. ਸ਼੍ਰੀ ਗੁਰੂ ਅਮਰਦਾਸ ਜੀ 4. ਸ਼੍ਰੀ ਗੁਰੂ ਰਾਮਦਾਸ ਜੀ 5. ਸ਼੍ਰੀ ਗੁਰੂ ਅਰਜਨ ਦੇਵ ਜੀ
May	ਮੂਲ -ਮੰਤਰ - ਪਾਠ	Nov	ਪੰਜ ਗੁਰੂ ਸਾਹਿਬਾਨਾਂ ਦੇ ਨਾਮ 1. ਸ਼੍ਰੀ ਗੁਰੂ ਨਾਨਕ ਦੇਵ ਜੀ 2. ਸ਼੍ਰੀ ਗੁਰੂ ਅੰਗਦ ਦੇਵ ਜੀ 3. ਸ਼੍ਰੀ ਗੁਰੂ ਅਮਰਦਾਸ ਜੀ 4. ਸ਼੍ਰੀ ਗੁਰੂ ਰਾਮਦਾਸ ਜੀ 5. ਸ਼੍ਰੀ ਗੁਰੂ ਅਰਜਨ ਦੇਵ ਜੀ
July	ਮੂਲ -ਮੰਤਰ - ਪਾਠ	Dec	ਪੰਜ ਗੁਰੂ ਸਾਹਿਬਾਨਾਂ ਦੇ ਨਾਮ 1. ਸ਼੍ਰੀ ਗੁਰੂ ਨਾਨਕ ਦੇਵ ਜੀ 2. ਸ਼੍ਰੀ ਗੁਰੂ ਅੰਗਦ ਦੇਵ ਜੀ 3. ਸ਼੍ਰੀ ਗੁਰੂ ਅਮਰਦਾਸ ਜੀ 4. ਸ਼੍ਰੀ ਗੁਰੂ ਰਾਮਦਾਸ ਜੀ 5. ਸ਼੍ਰੀ ਗੁਰੂ ਅਰਜਨ ਦੇਵ ਜੀ
Aug	ਮੂਲ -ਮੰਤਰ - ਪਾਠ	Jan	ਪੰਜ ਗੁਰੂ ਸਾਹਿਬਾਨਾਂ ਦੇ ਨਾਮ 1. ਸ਼੍ਰੀ ਗੁਰੂ ਨਾਨਕ ਦੇਵ ਜੀ 2. ਸ਼੍ਰੀ ਗੁਰੂ ਅੰਗਦ ਦੇਵ ਜੀ 3. ਸ਼੍ਰੀ ਗੁਰੂ ਅਮਰਦਾਸ ਜੀ 4. ਸ਼੍ਰੀ ਗੁਰੂ ਰਾਮਦਾਸ ਜੀ 5. ਸ਼੍ਰੀ ਗੁਰੂ ਅਰਜਨ ਦੇਵ ਜੀ
Sept	Exam	Feb & March	ਦੁਹਰਾਈ

PLANNING PERFORMA (2024-2025)

Subject:- Art

Class:- L.K.G

April	Pg - 3, 17, 20 1. Sun 2. Mango 3. Banana	Learning Out come * Development of Fine Motor Skills * Enhance Creativity * Learn Shapes & Colours
May	Book Pages - 16, 19 22 1. Moon 2. Doll 3. Cat	* Able to scribble neatly within borders * Develop fine motor skills
Holiday Home work	Page no. 14,31,24,25,26,30 34,35, 36, 37, 38, 39, 40	
July	Book Pages - 11, 23, 27 1. Bird home 2. Flower Vase 3. Find the way	* Develop fine motor skills * Enable to learn colours name
Aug	Book Page- 6, 4, 9 1. T.V 2. Gift 3. Lamp	* Develop fine motor skill * Enhance creativity
Sept		Exam

PLANNING PERFORMA (2024-2025)

Subject:- Art

Class:- L.K.G

Oct.	Book Page - 5, 7, 12, 18 1. Pizza Slice 2. Egg 3. Birthday Cap 4. Capsicum	* Enable to choose colours * Develop motor skill * Develop vocabulary.
Nov.	Book Page-21, 28, 29 1. Carrot 2. Learn to draw 3. Magical date	* Enhance finger grip. * Develop colouring skill * Develop eye hand coordination.
Dec.	Book Page- 15, 32, 33 1. Leaf 2. Find the way 3. Hot air balloon	* Able to Colour neatly. * Learn colour selection.
Holiday Home Work	Pg No. 37, 38, 39, 40	
Jan.	Book Page- 8, 10, 13 1. Starfish 2. Kite 3. Dice	* Enhance fine motor skills * Develop colouring activity