

Holidays Homework

CLASS-UKG

Dear Parents,

“We should live everyday like it is a holiday, being thankful and spending time with family and looking hopefully to the future”.

There is no doubt that vacations are the most appropriate time for the students to refresh and rejuvenate themselves to showcase their performance more enthusiastically. Children have ample energy which needs to be channelized in the right direction to get the best out of them.

Keeping this in mind the holidays homework has been designed to make them more observant and confident. Students must remember to complete all their Homework and submit it to the respective teachers upon their arrival at the school after vacations. **School will re-open on 1st July 2024.**

General Instructions:-

1. Get up early in the morning and go out for a walk daily.
2. Listen to news daily and read the news headlines.
3. Watch National Geographic, History and Discovery channels to enrich your general knowledge.
4. Subject based questions must be done in Holidays Homework Notebooks.
5. Show your best creativity and make colorful projects. Use good quality sketch pens or glitter pens for writing headings only, text should be handwritten with blue or black pen.
6. Time Table must be made. Holidays Homework must be done over the period of one month. Don't consider Holidays Homework as a burden.

Subject- English

- Read book page- 9,10,13,14.
- Print Letters:- (a , b , c , d , e , g , l , j , p , q , v , w , x , y , z)
- Match Capital with Print Letters
- Do the following Worksheets:-
 - Hop a little, little tommy tucker, ਪਤੰਗ,
 - Learn MY SELF

B. Identify the pictures and fill in the correct vowel.



j _ m



b _ t



h _ t



m _ t



c _ t



p _ n

SKILL FOCUS : • Association • Recognition • Vocabulary building

Grade : A B C

'eg' words

beg

leg

peg

veg



'ed' words

fed

led

Ted

web



'et' words

bet

get

vet

wet



A. Look at the pictures and write the correct letters to complete the words.



— gg



— en



— ed



n — t



— eg



— et

Match the pictures with their names.



Can

Fan

Jam

Tap

Hat

Bag

Wag

Yarn



Circle the correct word.



bat fat



bag tag



can fan



man van



fan rat



rag hat

Match the pictures with their names.



Red



Peg



Hen



Net

Web

Den

Wed

Bed



Subject- Maths

Write and learn.

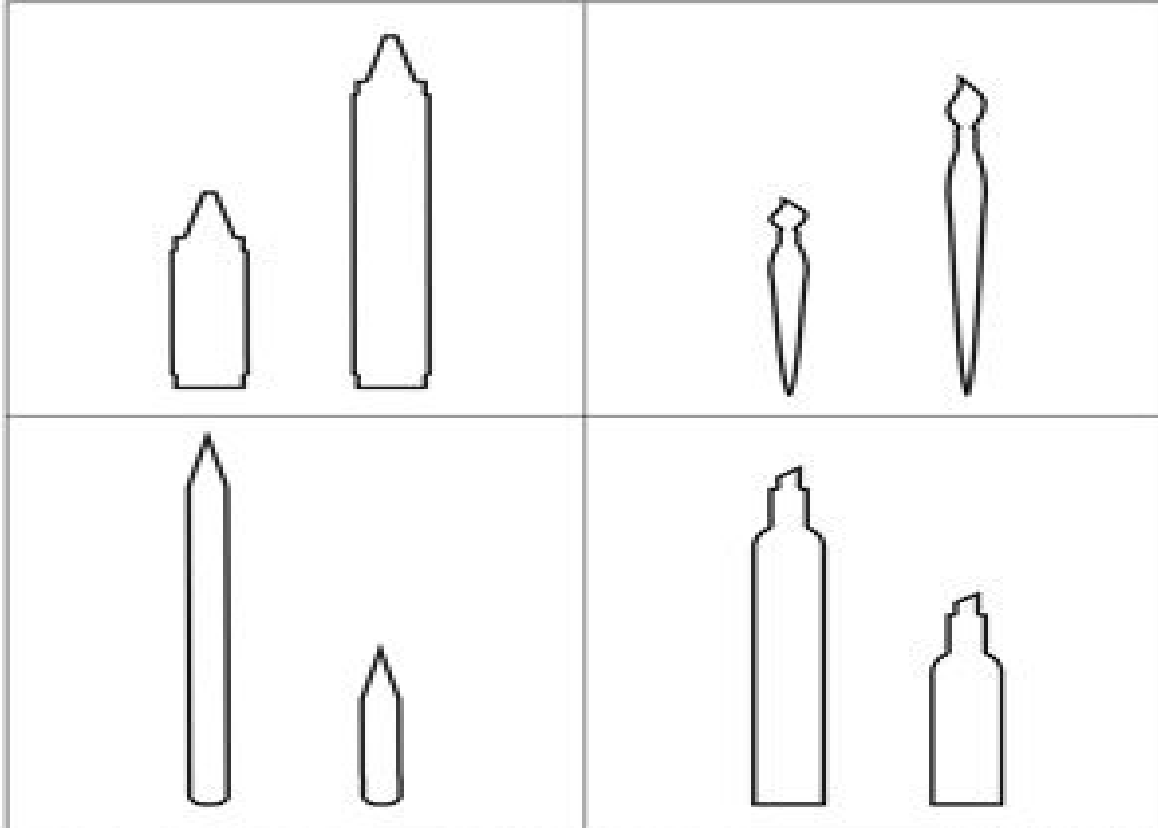
- Dictation 1-90
- Blanks 1-90
- W.C. before /after / between (1-50)
- Back counting 90-1
- S.C.1-90
- Concept of big / small
- Concept of long / short

Subject- Divinity

- Learn Name of first five Gurus


Long and Short

Look at the pictures in each of the four sections.
Color the **long** picture **blue** and the **short** picture **green**.



BIG & SMALL

Color Big object with red and Small with blue.



Number up to 50

What number comes before ?

___ 25

___ 29

___ 41

___ 47

___ 42

___ 45

___ 37

___ 32

___ 36

___ 34

___ 39

___ 30

___ 46

___ 33

___ 27

___ 49

___ 38

___ 23

Number up to 50
Which number comes after ?

43 _____

34 _____

38 _____

25 _____

26 _____

35 _____

22 _____

24 _____

28 _____

48 _____

30 _____

45 _____

33 _____

27 _____

49 _____

47 _____

44 _____

40 _____

What comes between? (1-50)

11	___	13
----	-----	----

21	___	23
----	-----	----

33	___	35
----	-----	----

43	___	45
----	-----	----

18	___	20
----	-----	----

37	___	39
----	-----	----

26	___	28
----	-----	----

14	___	16
----	-----	----

7	___	9
---	-----	---

23	___	25
----	-----	----

35	___	37
----	-----	----

46	___	48
----	-----	----

41	___	43
----	-----	----

38	___	40
----	-----	----

Subject- General.Awareness

- Learn Q /A Of APRIL & MAY MONTHS (From Syllabus Booklet)

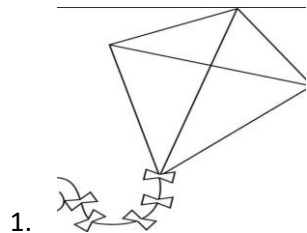
Read and learn

- Pg-3 My body\
- Pg-17 Spices
- Pg-18-19 Food
- Pg-20 Taste
- Pg -35 Good Habits
- Pg -16 Dry Fruits


Subject- ਪੰਜਾਬੀ


- ਅੱਖਰ ਲਿਖੋ- ਹ, ਰ, ਗ, ਮ, ਸ, ਕ, ਛ, ਖ, ਏ, ਘ, ਝ, ਪ, ਧ, ਥ.
- Read page 2- 3


➤ ਤਸਵੀਰ ਦੇਖ ਕੇ ਪਹਿਲਾਂ ਅੱਖਰ ਲਿਖੋ।

















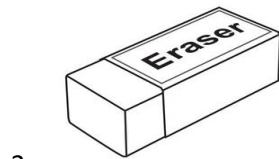
➤ ਸਹੀ ਅੱਖਰ ਤੇ ਗੋਲਾ ਲਗਾਓ।



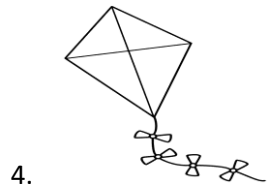
ਕ ਓ ਗ



ਡ ਟ ਮ



ਓ ਰ ਠ




ਪ ਛ ਦ



ਗ ਨ ਡ



ਹ ਘ ਪ



ਕ ਘ ਝ

➤ ਤਸਵੀਰ ਦੇਖ ਕੇ ਸਹੀ ਅੱਖਰ ਨਾਲ ਮਿਲਾਨ ਕਰੋ।



ਹ



ਕ




ਘ




ਗ



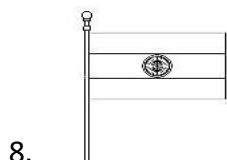
ਸ



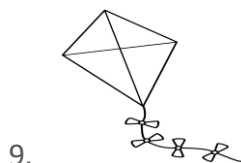
ਰ



ਪ



ਮ



ੜ

Important Note:- Respected Parents Kindly use 3-1 Note Book for holidays home Work.

