

Holidays Homework

CLASS-NSY

Dear Parents,

“We should live everyday like it is a holiday, being thankful and spending time with family and looking hopefully to the future”.

There is no doubt that vacations are the most appropriate time for the students to refresh and rejuvenate themselves to showcase their performance more enthusiastically. Children have ample energy which needs to be channelized in the right direction to get the best out of them.

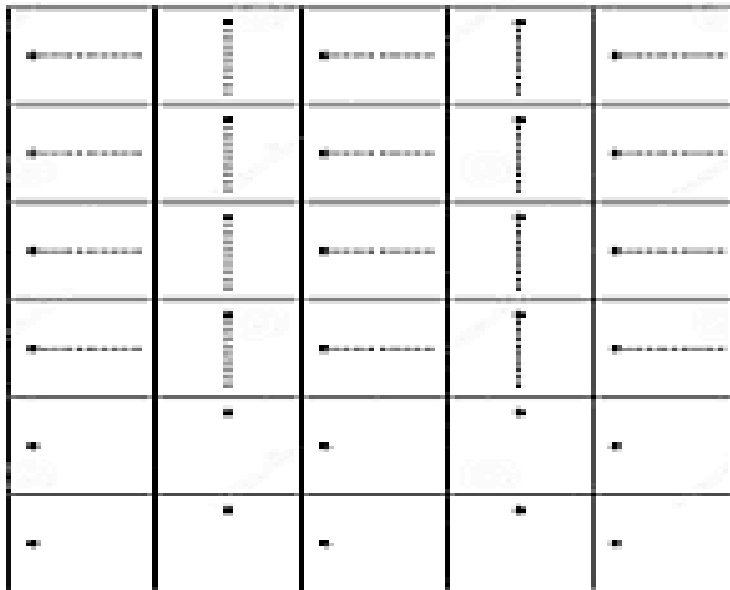
Keeping this in mind the holidays homework has been designed to make them more observant and confident. Students must remember to complete all their Homework and submit it to the respective teachers upon their arrival at the school after vacations. **School will re-open on 1st July 2024.**

General Instructions:-

1. Get up early in the morning and go out for a walk daily.
2. Listen to news daily and read the news headlines.
3. Watch National Geographic, History and Discovery channels to enrich your general knowledge.
4. Subject based questions must be done in Holidays Homework Notebooks.
5. Show your best creativity and make colorful projects. Use good quality sketch pens or glitter pens for writing headings only, text should be handwritten with blue or black pen.
6. Time Table must be made. Holidays Homework must be done over the period of one month. Don't consider Holidays Homework as a burden.

Subject-English

1. Make Standing and sleeping line patterns with crayons.

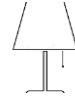


2. Do practice of the letters I,L,T,H,E,F in notebook

I	L	T	H	E	F
•	•	• •	• •	• •	• •
•	• •	•	• •	• •	• •
•	•	• •	• •	• •	• •
•	• •	•	• •	• •	• •
•	•	• •	• •	• •	• •
•	• •	•	• •	• •	• •
•	•	• •	• •	• •	• •
•	• •	•	• •	• •	• •
•	•	• •	• •	• •	• •
•	• •	•	• •	• •	• •

3. Match letters with picture

I



L



T



H



E



F



4. Match with same letter

I

T

L

I

T

L

H

E

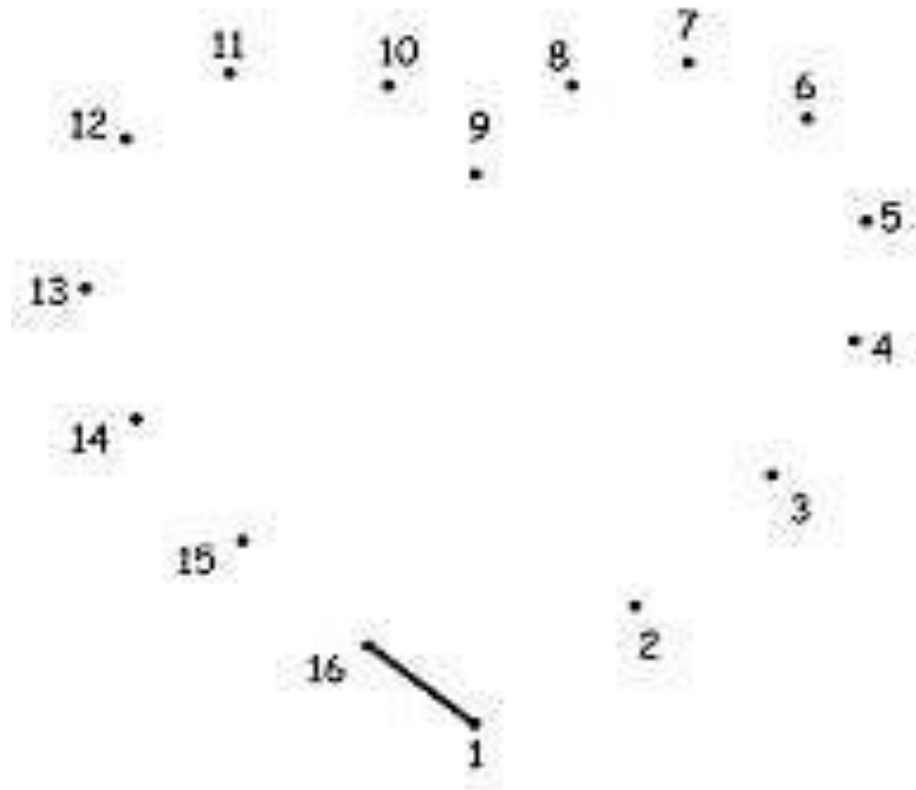
E

F

F

H

5. Join the dots and colour the picture.



RHYMES

Learn all rhymes with actions

- JohnnyJohnny.
- TeddyBear.
- पानीबरसा .
- छोटीसीमुन्नी .

conversational Ques/Ans

1. What is your name?



Ans- My name is _____.

2. How are you?

Ans- I am fine,Thank you.

SUBJECT-MATHS

1. Circle the small object



2. Trace digit 1



one

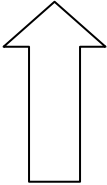
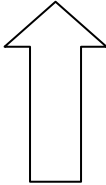
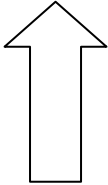
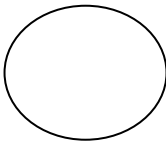
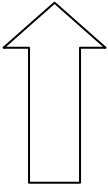














•		•		•
•		•		•
•		•		•
•		•		•
•		•		•
•		•		•
•		•		•
•		•		•

3. Trace digit 7


7 Seven

• •		• •		• •
•		•		•
• •		• •		• •
•		•		•
• •		• •		• •
•		•		•

4. Circle the odd one

5. Do scribbling in Shapes



SUBJECT- GENERAL AWARENESS


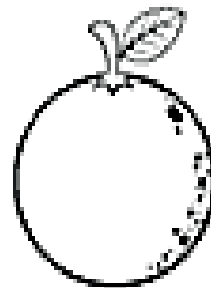


1. Paste the pictures of your family members on the tree and colour it.

MY FAMILY TREE



Count the family members and write how many members are there in your family =

2. Colour the vegetables



3. Match with same body part

