

Dear Parents,

“We should live everyday like it is a holiday, being thankful and spending time with family and looking hopefully to the future”.

There is no doubt that vacations are the most appropriate time for the students to refresh and rejuvenate themselves to showcase their performance more enthusiastically. Children have ample energy which needs to be channelized in the right direction to get the best out of them. Keeping this in mind the holidays homework has been designed to make them more observant and confident. Students must remember to complete all their Homework and submit it to the respective teachers upon their arrival at the school after vacations. School will re-open on 1st July 2024.

General Instructions:-

1. Get up early in the morning and go out for a walk daily.
2. Listen to news daily and read the news headlines.
3. Watch National Geographic, History and Discovery channels to enrich your general knowledge.
4. Subject based questions must be done in Holidays Homework Notebooks.
5. Show your best creativity and make colorful projects. Use good quality sketch pens or glitter pens for writing headings only, text should be handwritten with blue or black pen. Time Table must be made. Holidays Homework must be done over the period of one month. Don't consider Holidays Homework as a burden.

Subject: English

(1) Reading passage - PA3 , PA4 , PA5

(2) Write application - an urgent piece of work on fair notebook .

(3) Article - CA28 (benefits of trees)

(4) Art integration -

Speaking topic - favorite festival .

Write about two different types of soils in Orissa and Punjab , and write about a crop grown in that particular soil .

SCIENCE

Q1:#Revision for Unit Test:

- 1.Components of food (ch-1)
- 2.Sorting Materials into groups(ch-2)
- 3.Separation of substances (ch-3)
- 4.Living and Non -Living (ch-4)

Q2:#Write Answers of following questions on A4 sheet:

Choose Correct Option:

1:In Spinach,we eat the --- of the plant.
Spinach b)leaves. c) roots d) flower

- 2.What are the substances present in food that our body needs to grow and stay healthy?
a) staple foods. b) nutrients c) digestive juices d) None of these
- 3.Deficiency of Vitamin D causes-
a) rickets. b) scurvy. C) kwashiorkor. D) marasmus
- 4.Which of the following is a trace minerals?

- a) Calcium b) chlorine. C) Iron
 d) phosphorus
5. Insufficient amount of Vitamin A in diet can cause –
 a) beriberi. b) poor vision c) scurvy. d) goitre
6. Which of the following is insoluble in water?
 a) Salt b) Sugar c) Sawdust
 d) Vinegar
7. The mixture of rice flour and husk can be separated by –
 a) threshing. b) Sieving c) Winnowing d) Hand picking
8. Metals are-
 a) lustrous b) hard. c) Conductors of heat d) All of these
9. A cardboard sheet is-
 a) opaque. b) transparent. C) Translucent d) none of these
10. Microorganisms can be-
 a) Producers b) Consumers
 d) decomposers d) All of these

Q3: # Art integration ;

Use Scrap Book:

Write on topic: Soil including soil erosion and its conservation , types of soil and draw diagram and label it.

Sub: Maths

Revise Chapter 1 to 3

Ch 3 Playing with number Assignment

Q1. Fill in the blanks

1. The smallest prime number is -----
2. The smallest composite number -----
3. The H.C.F of 2 and any even number is _____
4. An exact divisor of a number is called _____ of the number
5. A _____ of a number is exactly divisibly

By number

6. Even prime is _____
7. The two factors always possible for any number are _____ and _____

Ques2

Which of the following pairs can be listed as co-prime numbers.

- a) 16,25 b) 14,28
 C) 29,35

Ques 3

What will be the HCF and LCM of 25, 45 and 60?

Ques 4

Find Prime factorization of each of the following numbers

- (i) 1331
 (ii) 1024
 (iii) 148

Ques 5

Express as sum of 2 odd primes

- a) 44 b) 36

Ques 6. Test the divisibility of the following numbers by 9:

- i) 187245
 (ii) 3478

Ques 7 check if number is divisible by 6

- a) 5445
- b) 901153

Ques 8)

Write greatest four digit number and express it in its prime factors

Ques 9) Four bells toll at intervals of 4 , 7 , 12 and 84 seconds. The bells toll together at 5 O'Clock. When will they again toll together?

Ques 10) Find the least number which when divided by 20, 30 and 40 leaves a remainder of 7 in each case?

SEA: To find HCF of two numbers using paper cutting and pasting.

(Do on lab manual)

Art Education: Draw bar graph representing minerals in soil of Punjab

Minerals	Percentage (%) in composition
Sand	55
Gravel	30
Sand stone	10
Lime stone	5

Activity 4

Objective To find the HCF of two given numbers, by paper cutting and pasting.

Learning Objective To understand the concept of HCF of two numbers.

Knowledge Plus HCF – The highest common factor of two or more numbers is the greatest number among common factors.
The highest common factor is also called the greatest common divisor (GCD).
Division algorithm – Dividend = Divisor × Quotient + Remainder

Materials Required Coloured grid papers (2 different colours say green and red), a pair of scissors, glue, a ruler, and a pencil.

Procedure :

Step 1. Take any two numbers say 24 and 16.

Step 2. Cut out a strip of length 24 units using green colour grid paper as shown in Fig.4(a).




Fig. 4(a)

Step 3. Cut out another strip of length 16 units using red colour grid paper as shown in Fig.4(b).




Fig. 4(b)

Step 4. Place the red strip along the green strip as shown in the Fig. 4(c) and cut out of the remaining part of the green strip.


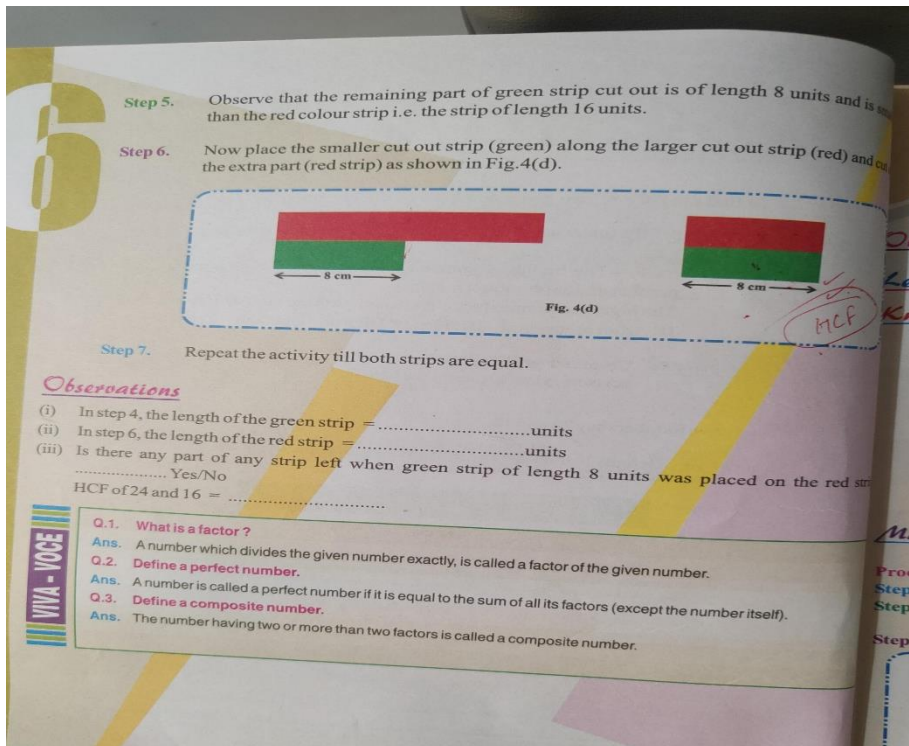


Fig. 4(c)

2024 05 21 13:25
Class VI



Social Science

- 1.Revise Ch-1- 2 History. 2.Revise Ch-1 and 2 -Geography.
- 3.Revise Ch- 2 Civics.
- 4.Prepare Activity on Whole Chapter -6- History - Janapadas, Mahajanpadas and Kingdoms (600BCE-400 BCE) on Assignment
- Colorful Sheets. S.E.A-1.Write Few lines about Janapadas, Mahajanpadas and Kingdoms and paste pic related to chapter (3 to 5 pages sufficient).
- 5.Prepare Project on "Diversity" on Assignment colourful sheets Paste pics of Any five states, Food, Languages, Festivals, Clothes, Occupations on Assignment sheets.(3 to 5 pages sufficient).
- 6.Prepare Art- Integrated Project on Soil.Fill outline Maps of Odisha and Punjab Soil of Both states only through Maps or paste pics of Types of Soil on Assignment Colorful sheets.
- 7.Help your parents in their work and respect your parents.
- 8.Do prayer to God Daily Morning and Evening.
- 9.Complete your All chapters on Note-Books(Those have pending work)

ਵਿਸ਼ਾ ਪੰਜਾਬੀ

ਛੁੱਟੀਆਂ ਦਾ ਕੰਮ

- 1.ਪੰਜਾਬ ਅਤੇ ਉੜੀਸਾ ਦੀ ਮਿੱਟੀ ਦਾ ਤੁਲਨਾਤਮਕ ਅਧਿਐਨ ਕਰਦੇ ਹੋਏ ਦੋਨਾਂ ਥਾਵਾਂ ਦੀ ਮਿੱਟੀ ਦੀਆਂ ਕਿਸਮਾਂ, ਮਿੱਟੀ ਦੀ ਉਪਜਾਊ ਸ਼ਕਤੀ ਅਤੇ ਅਜਿਹੀ ਮਿੱਟੀ ਹੋਣ ਦੇ ਕਾਰਨਾਂ ਬਾਰੇ ਦੱਸਦੇ ਹੋਏ ਪ੍ਰੋਜੈਕਟ ਤਿਆਰ ਕਰੋ।
 2. ਪਾਠ - 5 ਨੂੰ ਆਧਾਰ ਬਣਾ ਕੇ ਦੱਸੋ ਕਿ ਪਲਾਸਟਿਕ ਦੀ ਵਰਤੋਂ ਕਰਨ ਦੇ ਕੀ- ਕੀ ਨੁਕਸਾਨ ਹੁੰਦੇ ਹਨ ? ਐਸਾਈਨਮੈਂਟ ਤਿਆਰ ਕਰੋ।
- ਲਿਖਣ ਅਤੇ ਯਾਦ ਕਰਨ ਵਾਲਾ ਕੰਮ

3. ਲੇਖ – ਕੰਪਿਊਟਰ ਦੇ ਲਾਭ – ਹਾਨੀਆਂ, ਵਰਖਾ ਰੁੱਤ
4. ਕਹਾਣੀਆਂ – ਆਲਸ, ਏਕਤਾ ਵਿੱਚ ਬਲ
5. ਬਿਨੈ-ਪੱਤਰ/ ਵਧਾਈ ਪੱਤਰ – ਸਕੂਲ ਦੇ ਪ੍ਰਿੰਸੀਪਲ ਜੀ ਨੂੰ ਜ਼ਰੂਰੀ ਕੰਮ ਦੀ ਛੁੱਟੀ ਲਈ ਪੱਤਰ।
ਮਿੱਤਰ / ਸਹੇਲੀ ਨੂੰ ਪਾਸ ਹੋਣ 'ਤੇ ਵਧਾਈ ਪੱਤਰ।
6. ਯੂਨਿਟ ਟੈਸਟ ਦਾ ਸਿਲੇਬਸ

ਪਾਠ-1,2,3,4

ਵਿਆਕਰਨ – ਲਿੰਗ ਬਦਲੇ

ਮੁਹਾਵਰੇ (1-20)

ਵਿਰੋਧੀ ਸ਼ਬਦ

ਬਹੁਤੇ ਸ਼ਬਦਾਂ ਦੀ ਥਾਂ ਇੱਕ ਸ਼ਬਦ (1-25)

ਜ਼ਰੂਰੀ ਕੰਮ ਦੀ ਛੁੱਟੀ ਲਈ ਅਰਜੀ

ਫੀਸ ਮੁਆਫੀ ਲਈ ਅਰਜੀ

ਨੋਟ :- ਯੂਨਿਟ ਟੈਸਟ ਵਾਲਾ ਸਾਰਾ ਕੰਮ ਚੰਗੀ ਤਰ੍ਹਾਂ ਯਾਦ ਕਰਨਾ ਹੈ।

Subject _Hindi

1 अपठित गद्यांश- व्याकरण पेज 169 से लेकर 172 तक अलग कॉपी में करने हैं।

2 कोई दो चित्र चिपकाकर उनका चित्र वर्णन करो।

3 डायरी लेखन -अपनी छुट्टियों के 10 दिनों के अनुभव को अपनी डायरी में लिखो।

4 लिंग बदलो, पर्यायवाची शब्द ,अनुच्छेद, पत्र सभी कामों को दो-दो बार करना है।

5 पाठ्य पुस्तक के सारे पाठ याद करने हैं।

इन सभी कार्यों के लिए एक अलग कॉपी लगानी है और सारा काम उसी पर करना है।

Art integrated project_Topic_soil अर्थात (मिट्टी)

आपने पंजाब और उड़ीसा में पाई जाने वाली मिट्टी की सूची तैयार करनी है और उनके बारे में लिखना है और उनसे संबंधित चित्र चिपकाने हैं।

10:37 am ✓

Subject: Divinity

Holiday homework

ਜਪੁਜੀ ਸਾਹਿਬ ਤੇ ਚੌਪਈ ਸਾਹਿਬ ਦੇ ਰੋਜ਼ਾਨਾ ਪਾਠ ਕਰਨੇ।

ਦਸਾਂ ਗੁਰੂਆਂ ਦੇ ਜੀਵਨ ਬਾਰੇ ਵਿਸਥਾਰਪੂਰਵਕ ਜਾਣਕਾਰੀ ਹਾਸਲ ਕਰਨੀ।

Homework Computer

Learn

Lesson 1 Computer Language

Lesson 2 More on windows 7

Make chart on different type of Computer Language (A4 Sheet)

Subject: Art and craft

(A-4 sheet)

- 1. Village scene (Gel pen and shading)**
- 2. Tree (water colour)**
- 3. Landscape (water colour)**
- 4. Craft waste material**

G.K

#Revise April and May syllabus #

Make a poster for great religions of the world.

Use A4 sheet only.