

Holidays Homework

CLASS- 2nd

Dear Parents,

“We should live everyday like it is a holiday, being thankful and spending time with family and looking hopefully to the future”.

There is no doubt that vacations are the most appropriate time for the students to refresh and rejuvenate themselves to showcase their performance more enthusiastically. Children have ample energy which needs to be channelized in the right direction to get the best out of them.

Keeping this in mind the holidays homework has been designed to make them more observant and confident. Students must remember to complete all their Homework and submit it to the respective teachers upon their arrival at the school after vacations. **School will re-open on 1st July 2024.**

General Instructions:-

1. Get up early in the morning and go out for a walk daily.
2. Listen to news daily and read the news headlines.
3. Watch National Geographic, History and Discovery channels to enrich your general knowledge.
4. Subject based questions must be done in Holidays Homework Notebooks.
5. Show your best creativity and make colorful projects. Use good quality sketch pens or glitter pens for writing headings only, text should be handwritten with blue or black pen.
6. Time Table must be made. Holidays Homework must be done over the period of one month. Don't consider Holidays Homework as a burden.

Dear parents

Kindly follow the instructions for
Holidays' Homework-

1. ਛੁੱਟੀਆਂ ਦਾ ਕੰਮ ਸੁੰਦਰ ਢੰਗ ਨਾਲ ਕੀਤਾ ਜਾਵੇ ਕਿਉਂਕਿ ਇਸ ਦੇ ਲਈ ਬੱਚਿਆਂ ਨੂੰ ਅੰਕ ਮਿਲਣਗੇ ਜੋ ਕਿ ਬੱਚੇ ਦੇ ਰਿਜ਼ਲਟ ਵਿੱਚ ਜੋੜੇ ਜਾਣਗੇ।
2. ਛੁੱਟੀਆਂ ਦਾ ਕੰਮ 3 in 1 notebook ਉੱਤੇ ਕੀਤਾ ਜਾਵੇ।
3. Projects ਨੂੰ Drawing sheets ਉੱਤੇ ਬਣਾਇਆ ਜਾਵੇ।

Subject- Computer

□ Read & Learn Ch- 1, 2, 3 (Back Exercise & Viva Question/Answers)

Viva Q/A based on Ch -1

Q1-What is computer?

Ans – A wonderful machine.

Q2- Name different types of computers.

Ans- Desktop, Laptop, Tablet.

Q3- Name a device which does not have feelings.

Ans – Computer.

Q4- Name some activities which human can do but computer cannot do.

Ans – Jumping, Walking, Talking.

Q5- Name any three places where computers are used.

Ans – Bank, School, Home, Hospital etc.

Viva Q/A based on Ch-2

Q1- How many main parts a computer has?

Ans – Four.

Q2- Which part of a computer system looks like a T. V?

Ans – Monitor.

Q3- Which part of the Computer system is called the brain of computer?

Ans – CPU.

Q4- Which part of a computer system is used to record our voice?

Ans – Microphone.

Q5- How many keys a standard keyboard has?

Ans – 104 keys.

Viva Q/A based on Ch -3

Q1- Name any input device.

Ans – Keyboard , Mouse.

Q2- Name the processing unit of computer.

Ans – CPU.

Q3- Name any output device.

Ans-Monitor, Printer.

Q4- Data and instructions typed into the computer are called.

Ans- Input.

Q5- Tell me any real life example of input, process, output cycle.

Ans - _____.

Subject-G.K

- Learn Book pg- 4,5,6,7,8,10,11,12,13,14

Subject-Conversation

- Learn L-1,2

Subject- Art

- Do practice to Draw and Fill Colors in - Ball, Bat

Subject- Divinity

- Learn ਪਾਠ ਜਪੁਜੀ ਸਾਹਿਬ ਤਿੰਨ ਪਉੜੀਆਂ, 10 ਗੁਰੂ ਸਾਹਿਬਾਨਾਂ ਦੇ ਨਾਮ, ਪੰਜ ਪਿਆਰਿਆਂ ਦੇ ਨਾਮ, ਚਾਰ ਸਾਹਿਬਜ਼ਾਦਿਆਂ ਦੇ ਨਾਮ
- ਛੁੱਟੀਆਂ ਦੌਰਾਨ ਹਰ ਰੋਜ਼ ਸਵੇਰੇ ਜਲਦੀ ਉੱਠਣਾ ਹੈ ਅਤੇ ਜਪੁਜੀ ਸਾਹਿਬ ਤਿੰਨ ਪਉੜੀਆਂ ਦਾ ਪਾਠ ਕਰਨਾ ਹੈ।
- ਹਰ ਰੋਜ਼ ਪਰਿਵਾਰ ਦੇ ਕਿਸੇ ਵੱਡੇ ਮੈਂਬਰ ਨਾਲ ਸਵੇਰੇ ਜਾਂ ਸ਼ਾਮ ਨੂੰ ਆਪਣੇ ਘਰ ਦੇ ਨੇੜੇ ਦੇ ਗੁਰਦੁਆਰਾ ਸਾਹਿਬ ਜਾਣਾ ਹੈ ਅਤੇ ਉੱਥੇ ਸ਼ਰਧਾ ਨਾਲ ਪਾਠ /ਕੀਰਤਨ ਸੁਣਨਾ ਹੈ।

Subject- EVS

- Learn Q/Ans. L-1, 4,6
- Learn B. Ex. L-4, 6

Solve the following Worksheets on Holiday's Homework Notebook

IV. Classify the following.

brain

legs

lungs

kidneys

eyes

neck

heart

liver

ears

nose

fingers

stomach

Internal organs	External organs

Human Body

Q1. Fill in the blanks with the correct options given in the bracket.

1. We have sense organs. (five / seven)

2. We see with our . (ears / eyes)

3. Our help us to hear. (skin / ears)

4. We can ice cream with our tongue. (see / taste)

5. We can with our nose. (smell / hear)

6. Our skin helps us to things. (see / feel)

7. We listen to music with our . (nose / ears)

8. We watch cartoons with our . (eyes / hand)



Q2. Write true or false for the given statements.

1. The parts of body which are inside our body are called internal organs.

2. Brain is located inside our head and is protected by the ribcage.

3. Heart is located on the left side of the chest.

4. The brain enables us to think reason and remember.

5. Our heart controls all the parts of our body.


Q) Fill in the blanks using the correct word from the box:



1. My father's father is my _____.
2. My father's mother is my _____.
3. My grandfather and my grandmother are called my _____.
4. My father and my mother are called my _____.
5. My sister and my brother are my _____.
6. My father's brother is my _____.
7. My father's sister is my _____.
8. The children of my aunt and uncle are my _____.
9. If am a boy, I am my parents' _____.
10. If I am a girl, I am my parents' _____.



PROJECT- Family Tree (Make EVS Project on Drawing Sheet)



Subject- Punjabi

- ਵਰਣਮਾਲਾ ਯਾਦ ਕਰੋ ਅਤੇ 5 ਵਾਰ ਲਿਖੋ।
- ਕੰਨਾ, ਸਿਹਾਰੀ, ਬਿਹਾਰੀ, ਐਂਕੜ, ਦੁਲੈਂਕੜ, ਲਾਂਵਾਂ, ਦੁਲਾਂਵਾਂ, ਹੋੜਾ, ਕਨੋੜਾ, ਅੱਧਕ, ਬਿੰਦੀ, ਟਿੱਪੀ ਵਾਲੇ 10-10 ਸ਼ਬਦ ਲਿਖੋ
- ਲਿੰਗ ਬਦਲੇ ਯਾਦ ਕਰੋ ਅਤੇ 5 ਵਾਰ ਲਿਖੋ।
- ਵਚਨ ਬਦਲੇ ਯਾਦ ਕਰੋ ਅਤੇ 5 ਵਾਰ ਲਿਖੋ।
- ਪਾਠ- 1,2,3,4,5,6 B.Ex. ਯਾਦ ਕਰੋ।
- ਪਾਠ- 2,3,4,6 ਦੇ ਪ੍ਰਸ਼ਨ ਉੱਤਰ ਯਾਦ ਕਰੋ ਅਤੇ ਲਿਖੋ।
- PROJECT- ਵਚਨ ਬਦਲੋ।

❖ **Note:- Project ਨੂੰ Drawing Sheet ਉੱਤੇ ਬਣਾਇਆ ਜਾਵੇ।**

ਵਚਨ ਬਦਲੋ (ਮਿਲਾਨ ਕਰੋ)

Change the Number

ਲੱਤ



ਤਸਵੀਰਾਂ



ਇੱਟ



ਕਾਜਰਾਂ



ਕਿਤਾਬ



ਬੋਤਲਾਂ



ਤਸਵੀਰ




ਲੱਤਾਂ



ਬੋਤਲ



ਇੱਟਾਂ



ਕਾਜਰ



ਕਿਤਾਬਾਂ



Subject- Hindi

1. Take 10 printouts and trace (WRITE ON LETTERS)

बिंदुओं को मिलाओ

स्वर

अ आ इ ई उ ऊ ऋ

ए ऐ ओ औ अ अः

व्यंजन

क ख ग घ ङ

च छ ज झ ञ

ट ठ ड ढ ण

त थ द ध न

प फ ब भ म

य र ल व श

ष स ह ष ञ

झ

Subject- English

1. Complete following Worksheet on Holidays' Homework Notebook.

Arrange the words in alphabetical order

Q. Arrange these words in the order in which you would find them in the dictionary.

a. Cat, Joke, Ball, Dog.

b. Flag, Zoo, Goat, Sun.

c. Ear, Box, Horse, Coat.

d. Yard, Ice, Note, Boat.


e. Mouse, Kind, Owl, Can.

ENGLISH WORKSHEET


A, AN, and THE


Fill in the blanks


1.  pot.


2.  gun.

3.  ant.

4. apple.

5.  egg.

6.  flower.

7.  Tajmahal.

8.  cap.

Fill in the blanks

1. horse run fast.

2. moon is shining insky.

3. I havebag of fruits.

4. river is full of water.

5. She has..... idea.

6. I want to eat..... mango.

1. Learn and write Q-Ans. of Book L-1 (2 times)
2. Learn B.Ex. Book L- 1,2,3
3. Learn - Change the Gender and write (2 times)
4. Learn any one short story in English (Search story with the help of YouTube or Google)

❖ **After Summer Vacation, English Story Telling Competition will be conducted in school.**

Subject- Maths

Do Math work on Holiday's Homework notebook

1. Write Tables 2- 8 (2 times)
2. Solve these sums

Adding numbers in columns

Grade 2 Addition Worksheet 3

Solve the equation.

$$\begin{array}{r} 1. \quad 29 \\ + 81 \\ \hline \end{array}$$

$$\begin{array}{r} 2. \quad 48 \\ + 15 \\ \hline \end{array}$$

$$\begin{array}{r} 3. \quad 16 \\ + 70 \\ \hline \end{array}$$

$$\begin{array}{r} 4. \quad 37 \\ + 49 \\ \hline \end{array}$$

$$\begin{array}{r} 5. \quad 56 \\ + 27 \\ \hline \end{array}$$

$$\begin{array}{r} 6. \quad 45 \\ + 25 \\ \hline \end{array}$$

$$\begin{array}{r} 7. \quad 22 \\ + 66 \\ \hline \end{array}$$

$$\begin{array}{r} 8. \quad 43 \\ + 18 \\ \hline \end{array}$$

$$\begin{array}{r} 9. \quad 37 \\ + 68 \\ \hline \end{array}$$

$$\begin{array}{r} 10. \quad 52 \\ + 19 \\ \hline \end{array}$$

$$\begin{array}{r} 11. \quad 71 \\ + 13 \\ \hline \end{array}$$

$$\begin{array}{r} 12. \quad 24 \\ + 31 \\ \hline \end{array}$$

$$\begin{array}{r} 13. \quad 36 \\ + 36 \\ \hline \end{array}$$

$$\begin{array}{r} 14. \quad 17 \\ + 62 \\ \hline \end{array}$$

$$\begin{array}{r} 15. \quad 43 \\ + 48 \\ \hline \end{array}$$

$$\begin{array}{r} 16. \quad 85 \\ + 12 \\ \hline \end{array}$$

$$\begin{array}{r} 17. \quad 87 \\ + 18 \\ \hline \end{array}$$

$$\begin{array}{r} 18. \quad 29 \\ + 36 \\ \hline \end{array}$$

$$\begin{array}{r} 19. \quad 12 \\ + 43 \\ \hline \end{array}$$

$$\begin{array}{r} 20. \quad 14 \\ + 59 \\ \hline \end{array}$$



Numbers Upto One Thousand

DATE :

1. Fill in the boxes with $<$ or $>$:

350 348

414 424

390 416

625 523

546 564

243 298

469 412

842 845

284 248

696 695

802 805

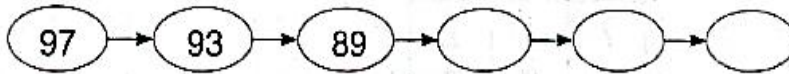
948 894

2. Write the place value and face value of the underlined digit of the number 308 ?

Place value =

Face value =

3. See the pattern given below and complete it.



4. Write in increasing order :

(a) 618, 825, 611, 412, 481, 374

.....,,,,

(b) 429, 493, 442, 466, 487, 604

.....,,,,

(c) 504, 681, 739, 486, 317, 278

.....,,,,

5. Write in decreasing order :

(a) 284, 839, 412, 809, 732, 439

.....,,,,

(b) 464, 446, 493, 225, 208, 810

.....,,,,

Teacher's Signature : _____