

Holidays Homework

CLASS- 1st

Dear Parents,

“We should live everyday like it is a holiday, being thankful and spending time with family and looking hopefully to the future”.

There is no doubt that vacations are the most appropriate time for the students to refresh and rejuvenate themselves to showcase their performance more enthusiastically. Children have ample energy which needs to be channelized in the right direction to get the best out of them.

Keeping this in mind the holidays homework has been designed to make them more observant and confident. Students must remember to complete all their Homework and submit it to the respective teachers upon their arrival at the school after vacations. **School will re-open on 1st July 2024.**

General Instructions:-

1. Get up early in the morning and go out for a walk daily.
2. Listen to news daily and read the news headlines.
3. Watch National Geographic, History and Discovery channels to enrich your general knowledge.
4. Subject based questions must be done in Holidays Homework Notebooks.
5. Show your best creativity and make colorful projects. Use good quality sketch pens or glitter pens for writing headings only, text should be handwritten with blue or black pen.
6. Time Table must be made. Holidays Homework must be done over the period of one month. Don't consider Holidays Homework as a burden.

Subject- Computer

➤ **Read and learn chapter- 1, 2, 3 (Back Exercise & Viva Question/Answer)**

➤ **Viva Q/A Based on Ch -1**

Q1- What is Computer?

Ans – A Machine.

Q2- Who made the computer?

Ans – Man.

Q3- Name any two places where computers are used.

Ans – Home, School, Bank etc.

Q4- Name different types of computers.

Ans – Desktop, Laptop.

Q5- Computer runs with... ..?

Ans – Electricity.

Viva Q/A Based on Ch -2

Q1- Name a machine that works on fuel.

Ans – Car.

Q2- Name a machine that works with human power.

Ans- Cycle.

Q3- Name any machine which save our time and power.

Ans – Washing Machine.

Q4- Name a machine that works very fast.

Ans – Computer.

Viva Q/A based on Ch – 3

Q1- What can you do on computer?

Ans – Listen to music, Drawing etc

Q2- What can you do at shop with the help of computer?

Ans – To make bills.

Q3- Name a machine which help us to withdraw money.

Ans – ATM.

Q4- What is the use of computer in school library?

Ans – To keep the record of books.

Subject- Conversation

➤ Learn L-1,2

Subject- E.V.S

Rules to be followed

- Do the homework in neat and clean handwriting on EVS holiday homework notebook, project work will be evaluated in final exams
- Drink atleast 10 glasses of water daily.
- Respect your elders , wish good morning and good night.
- Wake up early , bath and pray to the God for healthy life.
- Eat fresh and healthy food.
- Protect yourself from sunlight.

Homework -

- Learn and write Ch-1,5,7 Q/Ans and Back Exercise two times.
- Learn and write Dictation words two times


boy girl Food plant healthy chew grow see
tongue skin smell organs hear

- Paste the pictures of your family members in the given space on book page 9

Creative Hands -

A family tree is given here.

Paste the pictures of your family members in the given space.




- Do the given below worksheets in neat and clean handwriting

ALL ABOUT ME

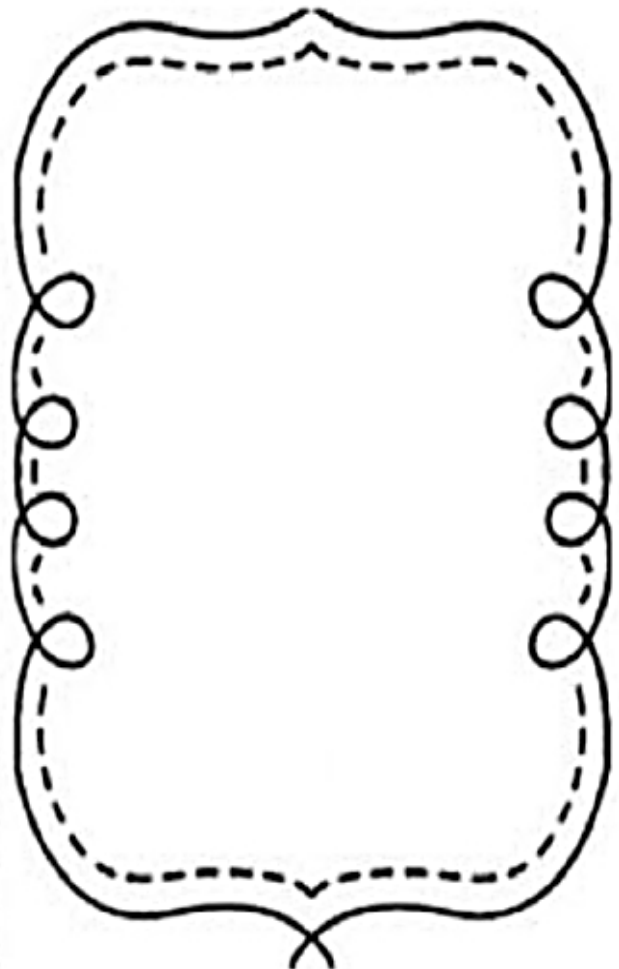
My Name:

Age:

My Family



Things I Love To Do



Favorite Animal



My Body

Write the words from the box that matches the correct action for each body part.

listen

touch

see


taste

smell

We _____ with our



We _____ with our



We _____ with our



We _____ with our



We _____ with our



Food We Eat

Complete the table.



Subject- Art

- Draw and fill colour in balloon, Sun, Hut. (Use A4 Sheets For Drawing)

Subject- Punjabi

- ਵਰਣਮਾਲਾ ਲਿਖੋ (5 ਵਾਰ)
- ਮੁਕਤਾ(ਦੇ ,ਤਿੰਨ, ਚਾਰ ਅੱਖਰੀ ਸ਼ਬਦ),ਕੰਨਾ, ਸਿਹਾਰੀ, ਬਿਹਾਰੀ, ਅੱਕੜ, ਦੁਲੈਂਕੜ (ਹਰੇਕ ਮਾਤਰਾ ਦੇ 10-10 ਸ਼ਬਦ ਯਾਦ ਕਰੋ ਅਤੇ ਲਿਖੋ)
- 10 ਰੰਗਾਂ ਦੇ ਨਾਮ ਲਿਖੋ ਤੇ ਯਾਦ ਕਰੋ।
- ਵੱਖ ਵੱਖ ਮਾਤਰਾਵਾਂ ਨਾਲ ਸੰਬੰਧਿਤ ਵਰਕਸ਼ੀਟਸ ਹੱਲ ਕਰੋ।

ਕੰਨਾ ਸ਼ਬਦ ਨੂੰ ਸਹੀ ਚਿੱਤਰ ਨਾਲ ਮਿਲਾਓ



ਜਲ



ਨਾਗ



ਹਾਰ



ਘੜਾ



ਗਲਾਸ



ਗਾਜਰ

ਗਮਲਾ



ਅਨਾਰ



ਟਮਾਟਰ



ਬਰਸਾਤ











ਤਲਵਾਰ













ਡਾਕਟਰ




ਸਿਹਾਰੀ (f) ਸ਼ਬਦ

	ਿ + ਦ + ਲ =	<input type="text"/>
	ਿ + ਦ + ਨ =	<input type="text"/>
	ਿ + ਸ + ਰ =	<input type="text"/>
	ਿ + ਲ + ਖ =	<input type="text"/>
	ਿ + ਮ + ਰ + ਚ =	<input type="text"/>
	ਸ + ਿ + ਹ + ਦ =	<input type="text"/>
	ਿ + ਹ + ਰ + ਨ =	<input type="text"/>
	ਨ + ਿ + ਹ + ਰ =	<input type="text"/>

ਬਿਹਾਰੀ ਸ਼ਬਦ ਨੂੰ ਸਹੀ ਚਿੱਤਰ ਨਾਲ ਮਿਲਾਓ

	<input type="text" value="ਨਦੀ"/>	
	<input type="text" value="ਸੀਟੀ"/>	
	<input type="text" value="ਕੀੜੀ"/>	
	<input type="text" value="ਜੀਪ"/>	
	<input type="text" value="ਤੀਰ"/>	
	<input type="text" value="ਘੜੀ"/>	
	<input type="text" value="ਸਰੀਰ"/>	
	<input type="text" value="ਮਸ਼ੀਨ"/>	
	<input type="text" value="ਦੀਪਕ"/>	
	<input type="text" value="ਕਮੀਜ਼"/>	

ਅੱਕੜ (_) ਸ਼ਬਦ

	ਸ + _ + ਠ =	<input type="text"/>
	ਪ + _ + ਲ =	<input type="text"/>
	ਖ + _ + ਸ਼ =	<input type="text"/>
	ਤ + _ + ਰ =	<input type="text"/>
	ਚ + _ + ਠ =	<input type="text"/>
	ਓ + _ + ਮ + ਰ =	<input type="text"/>
	ਬ + _ + ਰ + ਸ਼ =	<input type="text"/>
	ਹ + _ + ਨ + ਰ =	<input type="text"/>

ਦੁਲੈਂਕੜ (_)

	ਪੁਰਨ ਬੂਟ ਪਾਲਸ਼ ਕਰ ।
	ਰਾਜੂ ਚਾਕੂ ਲਿਆ । 
	ਸੌਰਭ ਕਬੂਤਰ ਨਾ ਫੜ ।
	ਸੂਰਜ ਚਮਕ ਰਿਹਾ ਹੈ । 
	ਗਗਨ ਅਮਰੂਦ ਖਾ ।
	ਜਸ ਚੂੜੀ ਲਿਆਈ । 
	ਸਨੀ ਚੀਕੂ ਖਾ ।

- ਨੋਟ-1. ਲਿਖਣ ਵਾਲਾ ਸਾਰਾ ਕੰਮ Holidays' Homework ਵਾਲੀ Copy ਉੱਤੇ ਕਰਨਾ ਹੈ।
- 2. ਬੱਚੇ ਕੰਮ ਆਪਣੇ ਆਪ ਲਿਖਣਗੇ।
- 3. Dear Parents ਇਹ ਤੁਹਾਡੀ ਜ਼ਿੰਮੇਵਾਰੀ ਹੈ ਕਿ ਬੱਚੇ ਸੁੰਦਰ ਲਿਖਾਈ ਵਿੱਚ ਕੰਮ ਕਰਨ।
- 4. Project ਅਤੇ ਛੁੱਟੀਆਂ ਦੇ ਕੰਮ ਦੇ Marks ਮਿਲਣਗੇ ਜੇ ਕਿ ਬੱਚੇ ਦੇ ਰਿਜ਼ਲਟ ਵਿੱਚ ਜੋੜੇ ਜਾਣਗੇ।

Subject- Maths

Rules to be followed

- Do the homework in neat and clean handwriting in holiday homework notebook

- Prepare U.T-1 syllabus Learn Tables 2 to 6
- Learn Number Names 1 to 20 + practice ch-1 and 2

- ❖ Do the given below worksheets in neat and clean handwriting

Write the number that comes after.


7	→	○
9	→	○
6	→	○
1	→	○
3	→	○
4	→	○
7	→	○
8	→	○
6	→	○

2	→	○
4	→	○
6	→	○
8	→	○
3	→	○
5	→	○
8	→	○
2	→	○
9	→	○

Count and circle the correct number.



2 4 3



4 3 5



9 8 10



1 3 2







5 6 7

Name: _____


Greater than, Less than

Compare two groups of objects. Write $>$, $<$ or $=$ inside the box.



größer oder kleiner

3



7

9  4

5  8

2 < 6

7 > 6

1  10

4  5

2  1

2  7

0  3

6  0

4  3

8  9

6  2

0  7

3  4

7  8

9  1

5  2

How many?

 +  =

 +  =

 +  =

 +  =

 +  =

 +  =

 +  =

Subject- English

Note:- Please use do not write on fair notebooks while completing holiday homework Prepare UT-1 syllabus.

- Read and Learn ch-1 and 2 (b.ex + Q/A) book Amber
- Practice Gr ch-1,10,11 + change the number from notebook

Instructions:- Please get the worksheets printed to read and write or use (Holidays homework notebook)

Articles

Add 'a' or 'an' before the words.

_____ toy

_____ table

_____ engineer

_____ girl

_____ notebook

_____ aunt

_____ computer

_____ watch

_____ library

_____ ice-cream

_____ student

_____ house

_____ airport

_____ ring

_____ umbrella

_____ accident

'THESE' OR 'THOSE'

Look at the pictures and fill in the blanks using 'these' or 'those':




1) _____ are   _____.

2) _____ are  _____ .

3) _____ are    _____.

4) _____ are   _____.











5) _____ are  _____ .

6) _____ are    _____.

7) _____ are  _____  .

8) _____ are  _____ .

This or That

1. _____ is my friend. → 
2. _____ is Disneyland. → 
3. _____ is an elephant → 
4. _____ is our house. → 
5. _____ is a mouse. → 
6. _____ is an aeroplane. → 
7. _____ is a chair. → 
8. _____ is a truck. → 
9. _____ is my father. → 
10. _____ is a horse. → 

Arrange the words in alphabetical order

Q. Arrange these words in the order in which you would find them in the dictionary.

a. Cat, Joke, Ball, Dog.

b. Flag, Zoo, Goat, Sun.

c. Ear, Box, Horse, Coat.

d. Yard, Ice, Note, Boat.

e. Mouse, Kind, Owl, Can.

Only for reading

Listen to the audio on whatsapp and read the words , list wise and sound wise..

Sounds Fun Phonics - Word List

Unit 1	Unit 2	Unit 3	Unit 4	Unit 5	Unit 6	
<u>Sh-</u>	<u>Th-</u>	<u>Ch-</u>	<u>-unk</u>	<u>-ink</u>	<u>-ing</u>	
shark sheep shop shut she shoe ship shot shell	the that they this thumb three there think thorn	chin chomp chop chug chain cheer chief check chick	skunk bunk dunk junk sunk shrunk stunk trunk chipmunk	link pink sink wink blink drink stink ink think	king ring sing wing ding spring sting swing string	
Unit 7 - 8		Unit 9 - 10		Unit 11	Unit 12	Unit 13
<u>-ay</u>	<u>-ai</u>	<u>-ee</u>	<u>-ea</u>	<u>-oa</u>	<u>Bossy E</u>	<u>Vowel Walk</u>
bay day may ray say way gray play tray	snail sail nail pail tail paint braid rain train	bee deer feet see tree queen green sheep tweet	beak read peach flea squeak mean beast eat treat	road toad foal roar boat coat goat goal soap	whale white snake five kite cone cube June name	blue glue fruit suit die pie tie clue cried
Unit 14						
<u>oo</u> (as in boot)	moo food pool broom goose zoo roof school spoon					

Subject-GK

- Learn page no:- 4,5,6,8,9,10,12,13,15.

Subject-Divinity

- Learn ਮੂਲ ਮੰਤਰ, ਪਹਿਲੀ ਪਉੜੀ, ਦਸ ਗੁਰੂ ਸਾਹਿਬਾਨ ਦੇ ਨਾਮ।

